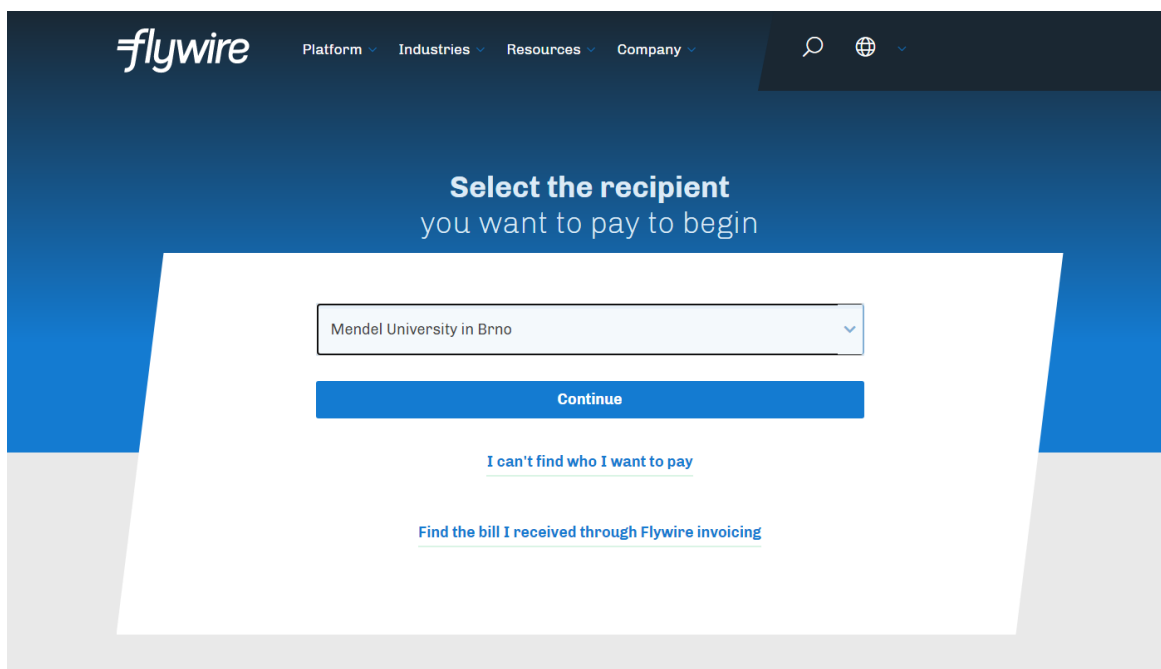


Please read this document until the end.

## How to make the payment with Flywire?

1. Use [this link](#) in **anonymous window**, select **Mendel University in Brno** as institution and click Continue.  
(link to copy: <https://payment.flywire.com/>)



## 2. Payment Info:

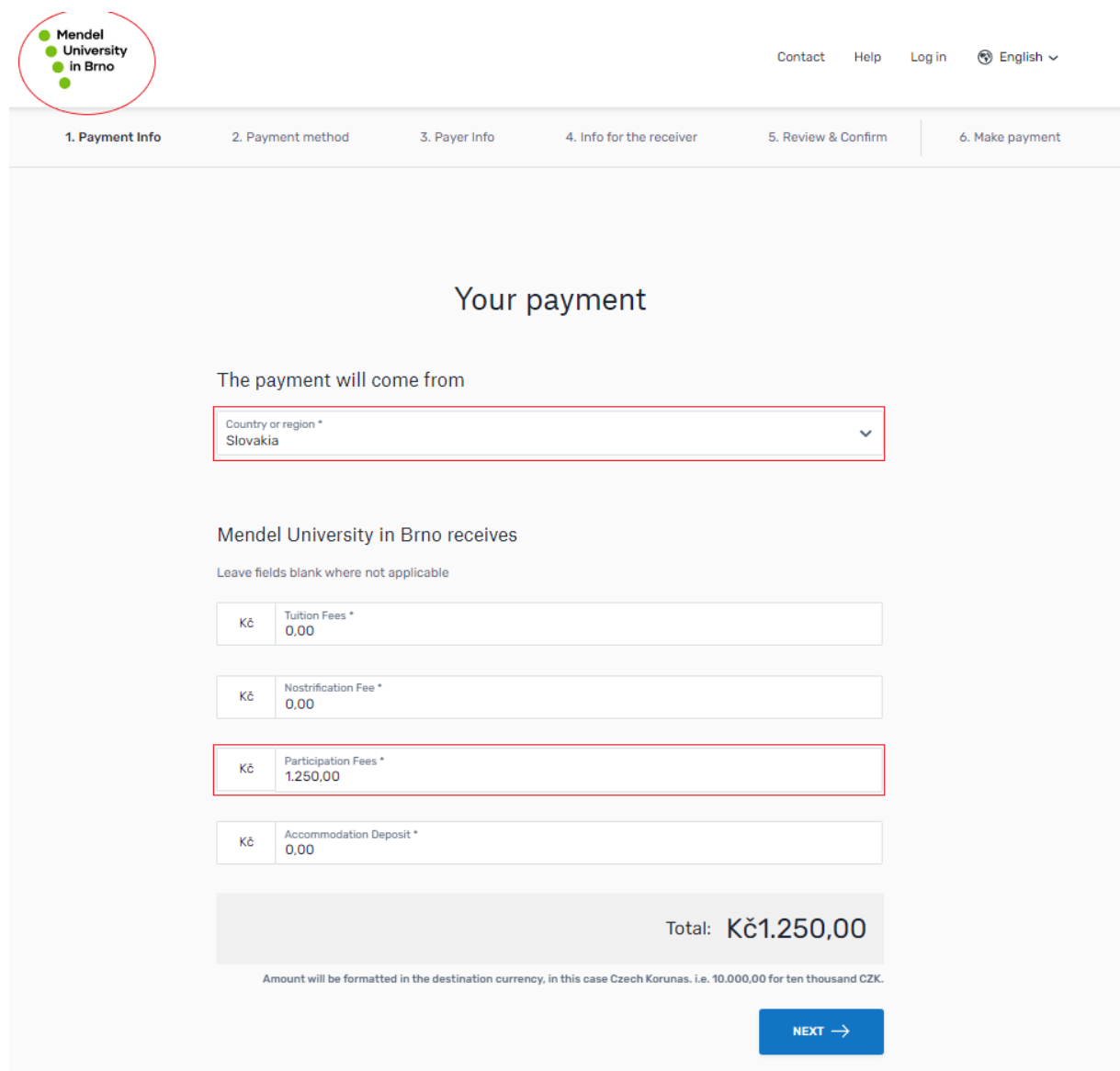
Check if there is a logo of MENDELU on the top of the website.

Choose the **country of origin** of the payment.

And enter the **amount in Czech crowns** to the third row – **Participation fee**

The fee amount:

- **1250 CZK for personal onsite participation**
- **800 CZK for the online participation**  
*(the registration fee is free of charge for the students (both part-time and full-time) of FBE MENDELU)*



Mendel University in Brno

Contact Help Log in English

1. Payment Info 2. Payment method 3. Payer Info 4. Info for the receiver 5. Review & Confirm 6. Make payment

### Your payment

The payment will come from

Country or region \*  
Slovakia

Mendel University in Brno receives

Leave fields blank where not applicable

Kč	Tuition Fees *	0,00
Kč	Nostrification Fee *	0,00
Kč	Participation Fees *	1,250,00
Kč	Accommodation Deposit *	0,00

Total: KČ1.250,00

Amount will be formatted in the destination currency, in this case Czech Korunas. i.e. 10.000,00 for ten thousand CZK.

NEXT →

### 3. Payment method:

Select your preferred payment method. Various methods are available according to the selected country. You will usually find there options including domestic bank transfer or Debit/Credit card payment.

## Select your preferred payment method



**Best Price Guaranteed** Subject to terms and conditions



Domestic Bank Transfer in Euros (EUR)

**50,00 €**

 FX Info

**SELECT**



Debit/Credit in EUR

**50,00 €**

 FX Info

Supports:  

**SELECT**



American Express in EUR

**50,00 €**

 FX Info

[More info](#) 

**SELECT**



PayPal in EUR

**51,00 €**

 FX Info

[More info](#) 

**SELECT**

#### 4. Payer Info: Enter mandatory information to initiate your payment.

1. Payment Info

2. Payment method

3. Payer Info

4. Info for the receiver

5. Review & Confirm

6. Make payment

## Payer information

(\*) required field

Email * xdoubkov@mendelu.cz	First name * Dominika
Middle name	Family name * Doubková
Address 1 * Zemědělská 1	Address 2
City * Brno	State / Province / Region
Zip code / Postal Code	+ 421 Phone number * 123456789

Receive text notifications on your payment status

I would like to receive emails from Flywire about future discounts, promotions and offers

I have read, understand, and agree to the Flywire [Terms of Use](#) and [Privacy Policy](#)

← PREVIOUS

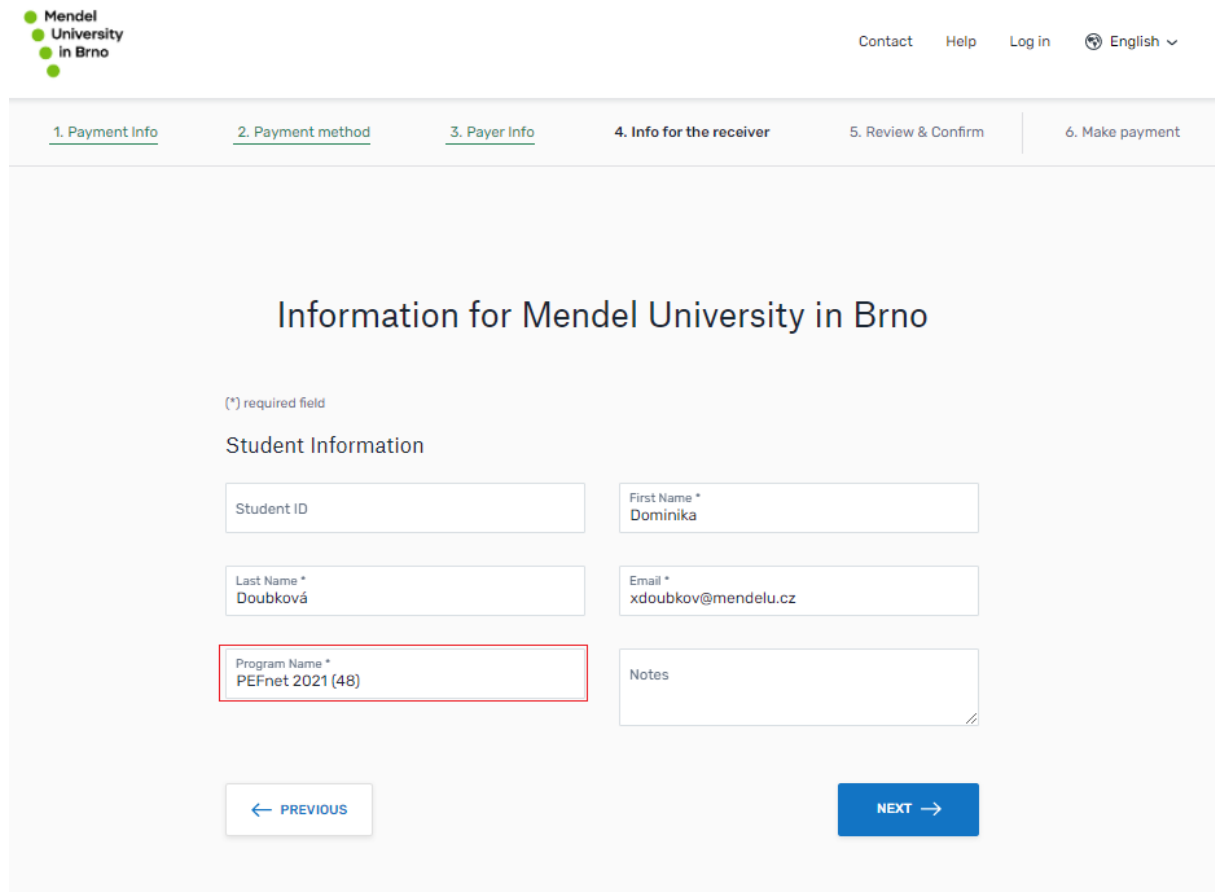
NEXT →

**This is an important step to identify your payment.**

**5. Info for the receiver:**

Enter your **(participant's) name and surname, email.**

As the **Program name** write code **PEFnet 2021 + (\*submission number from EasyChair\*)**. For example, *PEFnet 2021 (48)*.



The screenshot shows a payment form for Mendel University in Brno. At the top left is the university logo. At the top right are links for Contact, Help, Log in, and a language dropdown set to English. Below the navigation bar is a progress indicator with six steps: 1. Payment Info, 2. Payment method, 3. Payer Info, 4. Info for the receiver (current step), 5. Review & Confirm, and 6. Make payment. The main content area is titled "Information for Mendel University in Brno" and includes a note "(\*) required field". Under "Student Information", there are input fields for Student ID, First Name (Dominika), Last Name (Doubková), Email (xdoubkov@mendelu.cz), Program Name (PEFnet 2021 (48)), and Notes. At the bottom are "PREVIOUS" and "NEXT" buttons.

**6. Review & Confirm payment information**

**7. Make the payment**

Thank you!

We look forward to seeing you in Brno or online.

Team PEFnet 2021