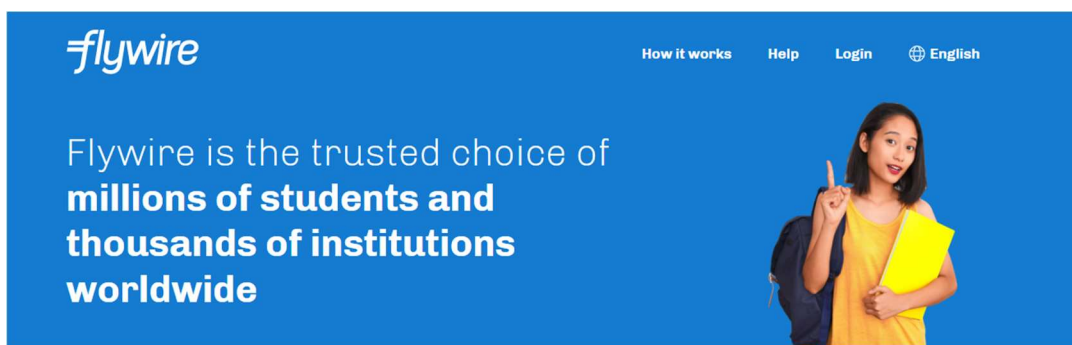


Please read this document until the end.

How to make the payment with Flywire?

1. Use [this link](https://payment.flywire.com/) in **anonymous window**, select **Mendel University in Brno** as institution and click Continue.
(link to copy: <https://payment.flywire.com/>)



MAKE A PAYMENT

Select the institution you want to pay to begin

[Continue](#)

or

[I can't find who I want to pay](#)

2. Payment Info:

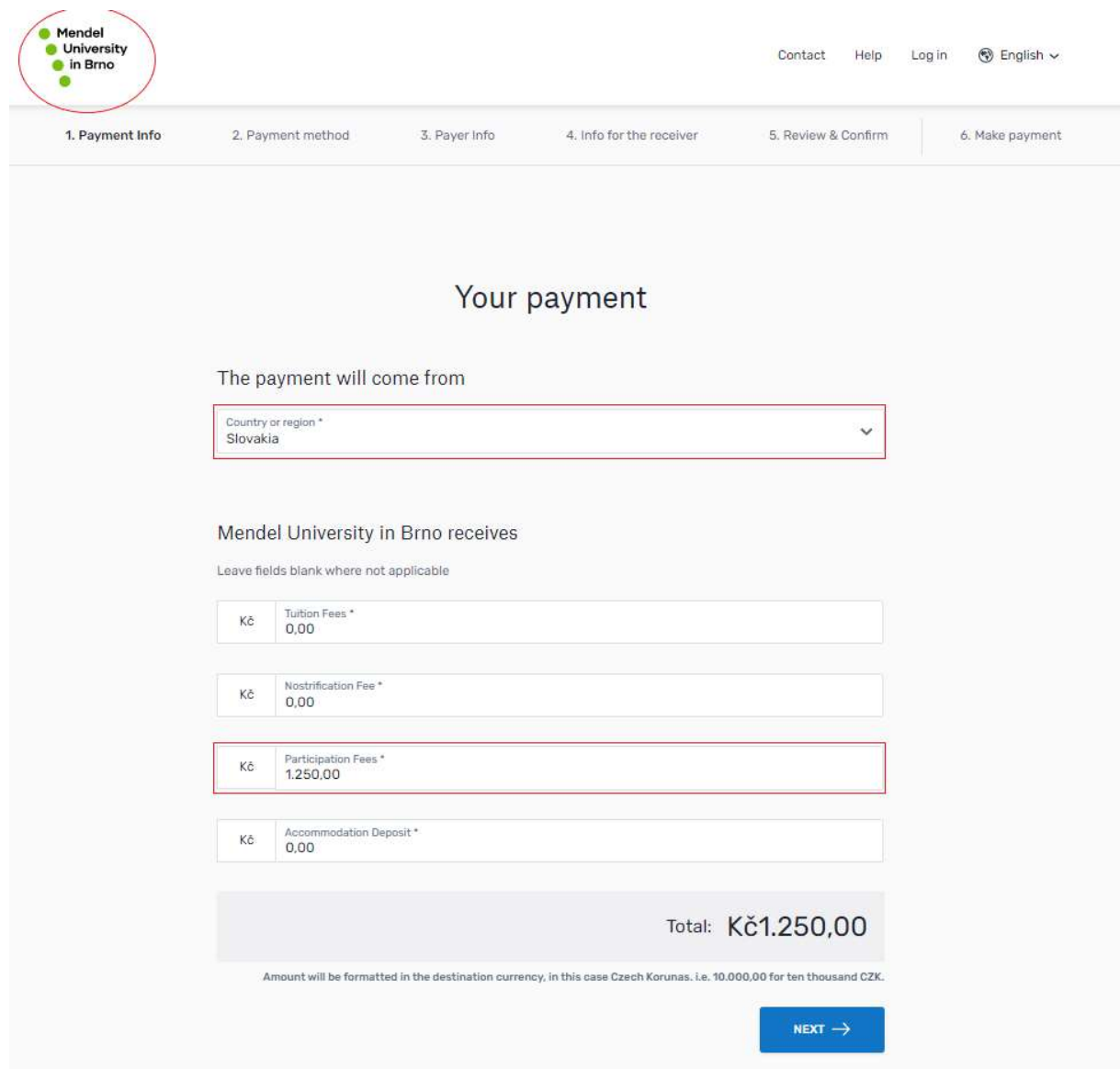
Check if there is a logo of MENDELU on the top of the website.

Choose the **country of origin** of the payment.

And enter the **amount in Czech crowns** to the third row – **Participation fee**

The fee amount:

- **1250 CZK for personal participation**
(the registration fee is free of charge for the students (both part-time and full-time) of FBE MENDELU)



Mendel University in Brno

Contact Help Log in English

1. Payment Info 2. Payment method 3. Payer Info 4. Info for the receiver 5. Review & Confirm 6. Make payment

Your payment

The payment will come from

Country or region *
Slovakia

Mendel University in Brno receives

Leave fields blank where not applicable

Kč	Tuition Fees *	0,00
Kč	Nostrification Fee *	0,00
Kč	Participation Fees *	1.250,00
Kč	Accommodation Deposit *	0,00

Total: KČ1.250,00

Amount will be formatted in the destination currency, in this case Czech Korunas. i.e. 10.000,00 for ten thousand CZK.

NEXT →

3. Payment method:

Select your preferred payment method. Various methods are available according to the selected country. You will usually find there options including domestic bank transfer or Debit/Credit card payment.

Select your preferred payment method



Best Price Guaranteed Subject to terms and conditions



Domestic Bank Transfer in Euros (EUR)

50,00 €

 FX Info

SELECT



Debit/Credit in EUR

50,00 €

 FX Info

Supports:  

SELECT



American Express in EUR

50,00 €

 FX Info

[More info](#) 

SELECT



PayPal in EUR

51,00 €

 FX Info

[More info](#) 

SELECT

4. Payer Info: Enter mandatory information to initiate your payment.

[1. Payment Info](#)

[2. Payment method](#)

3. Payer Info

[4. Info for the receiver](#)

[5. Review & Confirm](#)

[6. Make payment](#)

Payer information

i Please provide the details of the person whose card/bank account will be used to pay.

(*) required field

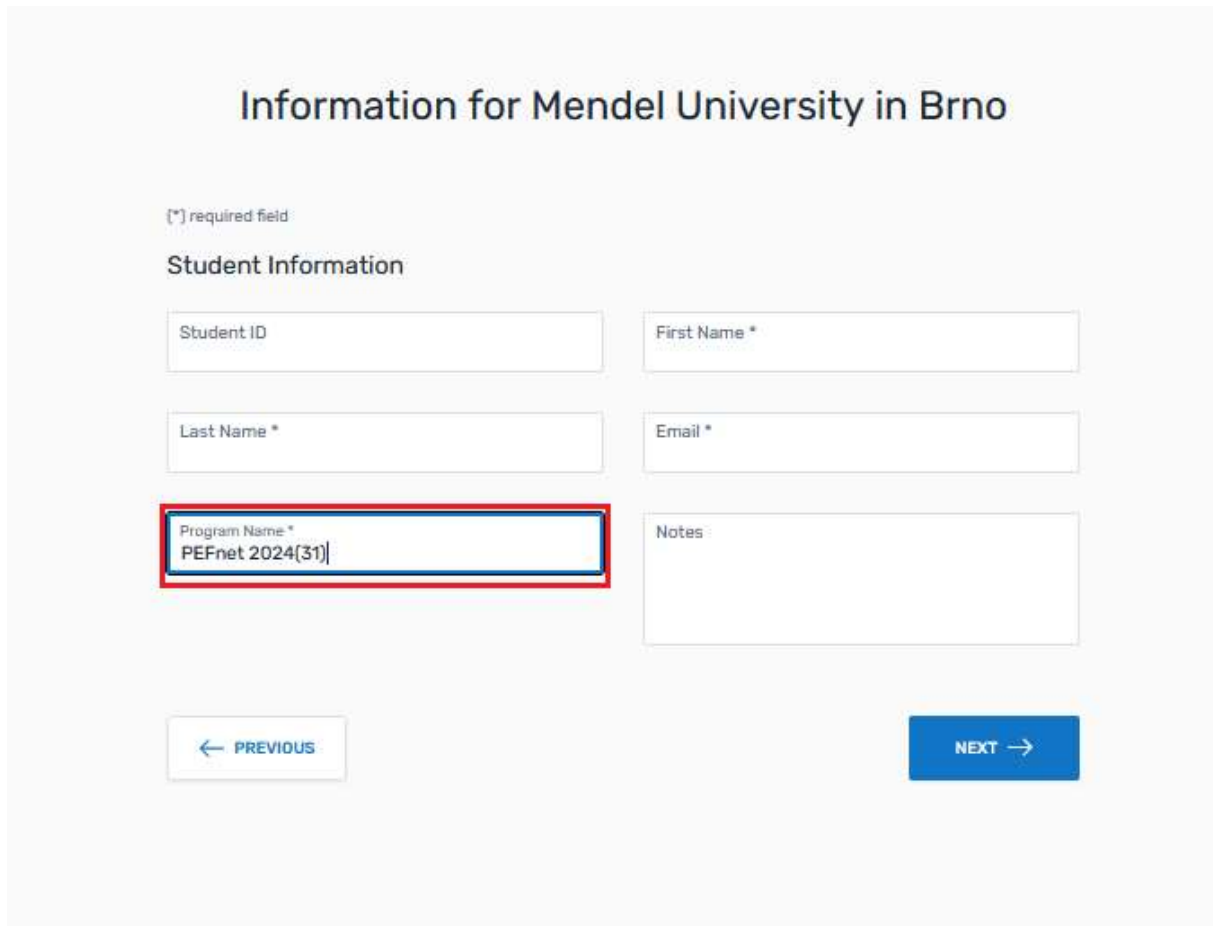
Email *	xmauderov@mendelu.cz	First name *	Hana
Middle name		Family name *	Mauderová
Address 1 *	Šafárikovo námestie 6	Address 2	
City *	Bratislava	State / Province / Region	Slovakia
Zip code / Postal Code		+ 421 ▼	Phone number *
			123456789
<input type="checkbox"/> Receive text notifications on your payment status			
<input type="checkbox"/> I would like to receive emails from Flywire about future discounts, promotions and offers			
<input type="checkbox"/> I have read, understand, and agree to the Flywire Terms of Use and Privacy Policy			
← PREVIOUS		NEXT →	

This is an important step to identify your payment.

5. Info for the receiver:

Enter your **(participant's) name and surname, email.**

As the **Program name** write code **PEFnet 2024 + (*submission number from EasyChair*)**. For example, *PEFnet 2024 (31)*.



Information for Mendel University in Brno

[*] required field

Student Information

Student ID

First Name *

Last Name *

Email *

Program Name *
PEFnet 2024(31)

Notes

← PREVIOUS

NEXT →

6. Review & Confirm payment information

7. Make the payment

Thank you!

We look forward to seeing you in Brno.

Team PEFnet 2024